



## Technical Bulletin


### All Clutches

Vehicle Type

All PC and HD


How to align the clutch disc spline ? (Valeo recommendation)







**Consequence of not using the alignment tool during fitment**



**Difficult in engine Transmission alignment**

**Transmission assembly will not align with engine and required forced fitment**




**Hard gear shifting/ Gear not able to shift**

Due to forced fitment of transmission lead to damages on the clutch disc spline and disc movement over drive shaft is restricted to damage on spline

1. Above observation of spline damages is result of negligence of alignment tool during mounting.
2. Such conditions are not warrantable due to wrong fitment practice

Warranty acceptance criteria during warranty inspection



1. Above observation of spline damages is result of negligence of alignment tool during mounting.
2. Such conditions are not warrantable due to wrong fitment practice.